

角の大きさ

角を書く [まとめ]

月 日 時 分 ~ 時 分

名前



丸い点を頂点^{ちよう}として それぞれの大きさの角を書きましょう。

① 60°



② 90°



③ 110°




④ 120°




⑤ 95°



⑥ 180°



⑦ 250°



⑧ 350°




角の大きさ

角を書く [まとめ]



丸い点を頂点として それぞれの大きさの角を書きましょう。


① 30°



② 15°



③ 135°



④ 140°



⑤ 270°



⑥ 190°



⑦ 225°



⑧ 315°



角の大きさ

角を書く [まとめ]




丸い点を頂点として それぞれの大きさの角を書きましょう。

① 34°




② 76°



③ 98°



④ 167°




⑤ 136°



⑥ 119°



⑦ 319°



⑧ 261°



角の大きさ

角を書く [まとめ]




丸い点を頂点^{ちよう}として それぞれの大きさの角を書きましょう。

① 19°




② 82°




③ 152°




④ 173°



⑤ 183°



⑥ 203°



⑦ 292°



⑧ 344°



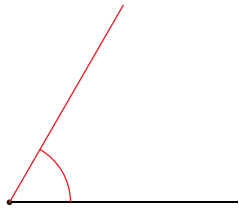
角の大きさの答え

角を書く [まとめ]

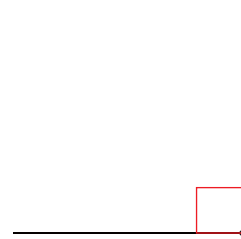


丸い点を頂点として それぞれの大きさの角を書きましょう。

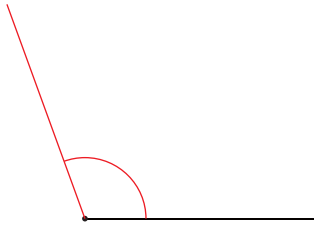
① 60°



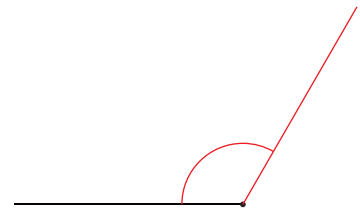
② 90°



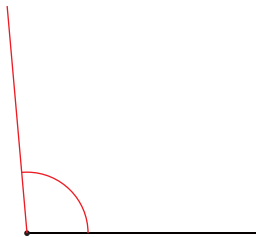
③ 110°



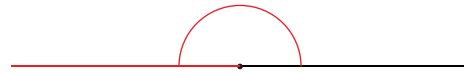
④ 120°



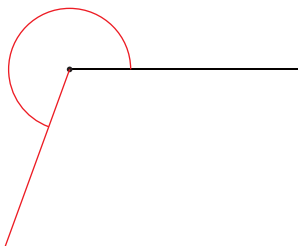
⑤ 95°



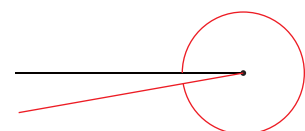
⑥ 180°



⑦ 250°



⑧ 350°



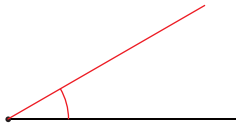
角の大きさの答え

角を書く [まとめ]

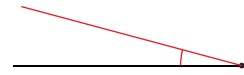


丸い点を頂点としてそれぞれの大きさの角を書きましょう。

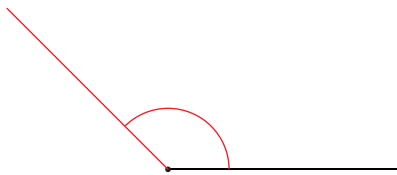
① 30°



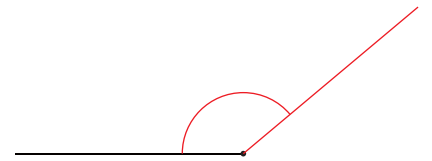
② 15°



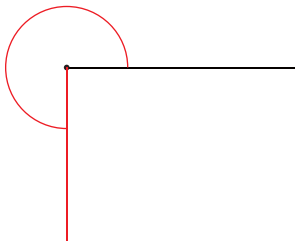
③ 135°



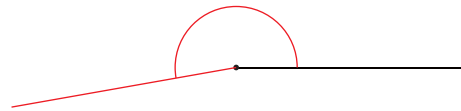
④ 140°



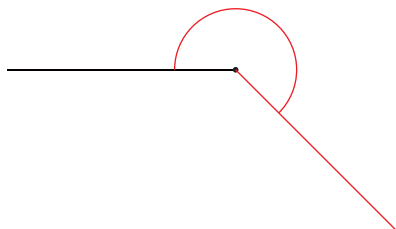
⑤ 270°



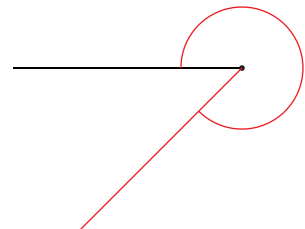
⑥ 190°



⑦ 225°



⑧ 315°



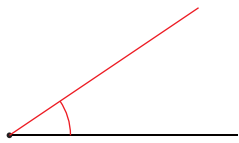
角の大きさの答え

角を書く [まとめ]

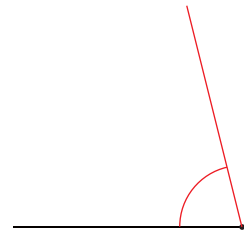


丸い点を頂点^{ちよう}として それぞれの大きさの角を書きましょう。

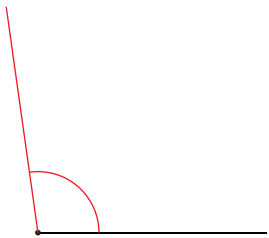
① 34°



② 76°



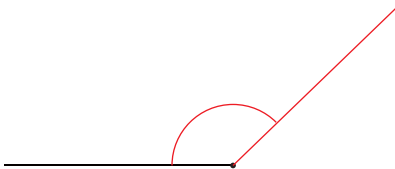
③ 98°




④ 167°



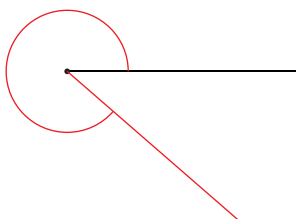
⑤ 136°



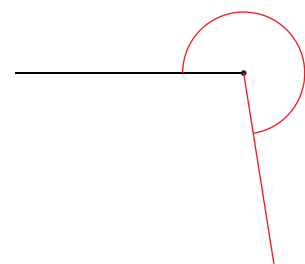
⑥ 119°



⑦ 319°



⑧ 261°




角の大きさの答え

角を書く [まとめ]

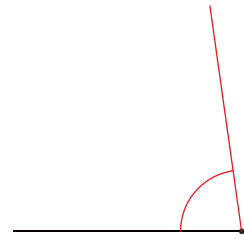
問

丸い点を頂点^{ちよう}として それぞれの大きさの角を書きましょう。

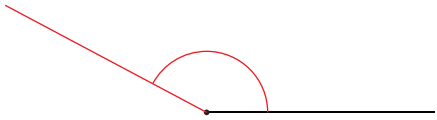
① 19°



② 82°



③ 152°



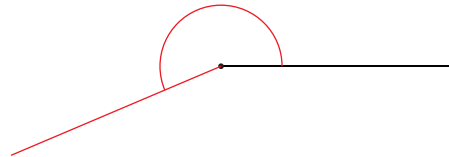
④ 173°



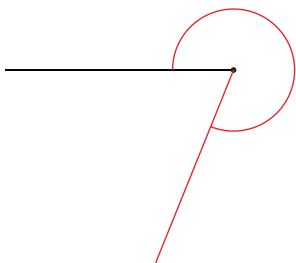
⑤ 183°



⑥ 203°



⑦ 292°



⑧ 344°

